



# 400-0133-01 SMA (M) TO SMA (M) CABLE ASSEMBLY, 0.6M

## PERFORMANCE SPECIFICATIONS

ELECTRICAL CHARACTERISTICS	DC – 26.5GHz
Coax Impedance, ohms	50 ± 1.5
Typical Velocity of Propagation, %	80
Shielding Effectiveness thru 20GHz, dB	100
Typical Flexure Phase Stability, 360° loop around 4.5" diameter mandrel, degrees of phase change	± 3.5° thru Max. Frequency
Max. Structural VSWR thru Max. Frequency (w/ connector)	1.3:1
Max. Return Loss thru Max. Frequency (w/ connector), dB	-18
Typical Insertion Loss thru Max. Frequency, dB	-1.6
Typical Insertion Loss Stability, 360° loop around 4.5" diameter mandrel, dB	± 0.05

MECHANICAL CHARACTERISTICS	
Inside Minimum Cable Bend Radius (static), in	1
Inside Minimum Cable Bend Radius (dynamic), in	2
Flexural Durability, Flex Cycles (2" Bend Radius)	>1000
Temperature Range, °C	-45 to 125
Crush Resistance, lbs/linear in.	>250
Assembly Length, meter	0.6

CONSTRUCTION	
Center Conductor	SPC, Solid
Dielectric	Low Density PTFE
Inner Shield	SPC Flat Wire
Outer Shield	SPC Braid
Crush Resistant Armor	Stainless Steel Coil with Stainless Steel Braid
Jacket	Polyolefin, 125°C

REGULATORY	All materials comply with the EU RoHS directive EU/2015/863 and published exemptions.
------------	---



## DuraWave 26

### RUGGEDIZED CABLE ASSEMBLIES

DuraWave™ RF cable assemblies utilize a rugged armored construction to prevent external stresses from being introduced into the coaxial transmission line. These cables are designed for on-site field testing, manufacturing environments and the testing laboratory.

### BENEFITS

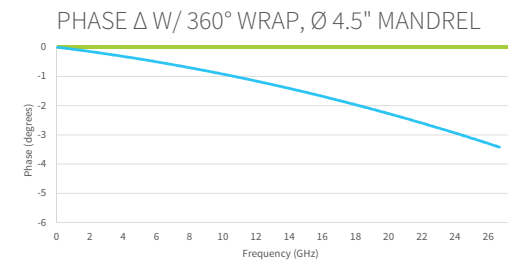
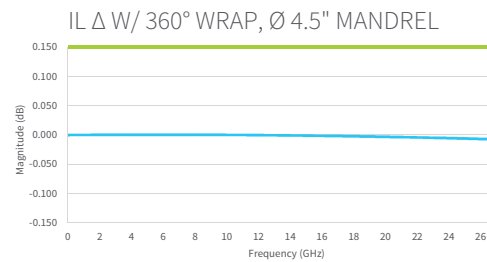
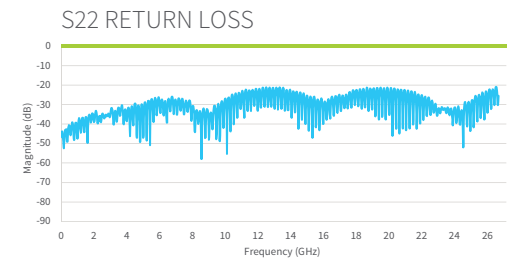
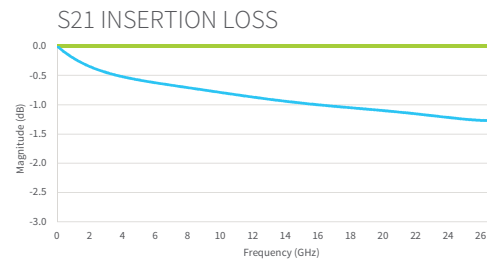
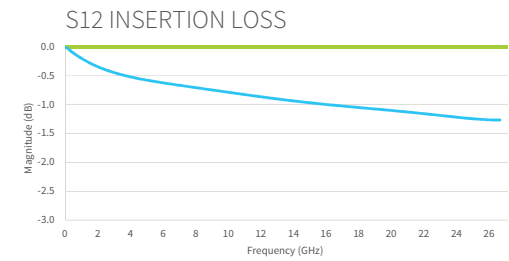
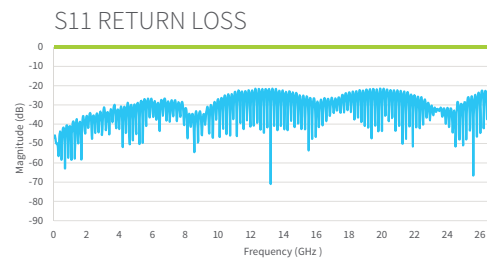
- Crush and torque resistant armoring for enhanced durability and reliability
- Injection molded flex reliefs to reduce stresses and excessive bending
- Weather resistant
- Low VSWR
- Amplitude and phase stable with flexure



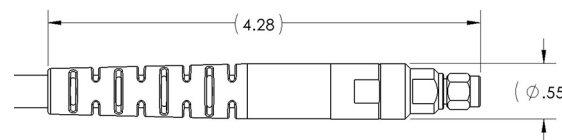
# 400-0133-01 SMA (M) TO SMA (M) CABLE ASSEMBLY, 0.6M

## PERFORMANCE SPECIFICATIONS

### TYPICAL S-PARAMETER PERFORMANCE AND TYPICAL INSERTION LOSS AND PHASE STABILITY PERFORMANCE



### CONNECTOR AND FLEX RELIEF DIMENSIONS



## DuraWave 26

RUGGEDIZED CABLE ASSEMBLIES